No. of Positions/ Contacts	DIMENSIONS A	DIMENSIONS B
2	2.00	4.00
3	4.00	6.00
4	6.00	8.00
5	8.00	10.00
6	10.00	12.00
7	12.00	14.00
8	14.00	16.00
9	16.00	18.00
10	18.00	20.00
11	20.00	22.00
12	22.00	24.00
13	24.00	26.00
14	26.00	28.00
15	28.00	30.00
16	30.00	32.00
17	32.00	34.00
18	34.00	36.00
19	36.00	38.00
20	38.00	40.00
21	40.00	42.00
22	42.00	44.00
23	44.00	46.00
24	46.00	48.00
25	48.00	50.00
26	50.00	52.00
27	52.00	54.00
28	54.00	56.00
29	56.00	58.00
30	58.00	60.00
31	60.00	62.00
32	62.00	64.00
33	64.00	66.00
34	66.00	68.00
35	68.00	70.00
36	70.00	72.00
37	72.00	74.00
38	74.00	76.00
39	76.00	78.00
40	78.00	80.00

REV.	ECO	DESCRIPTION	DATE	BY
A	682	INITIAL RELEASE	7/21/2005	TT
B	1126	UPDATE SPECIFICATIONS	8/28/2006	MV

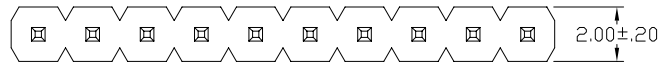

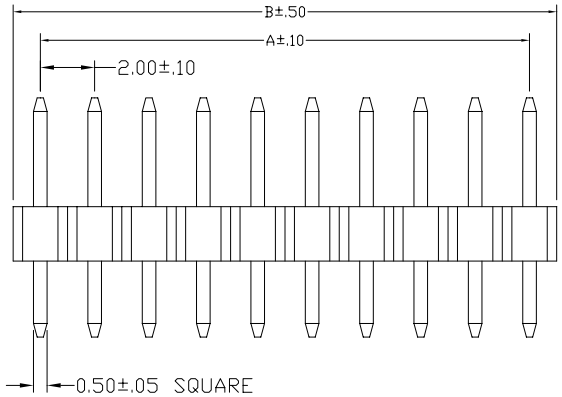

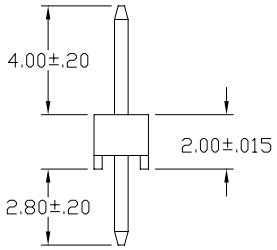

PART NUMBER CODING

xRPNxx1PAEN–RC

- NUMBER OF POSTIONS (2 – 40)
- P = Polyester, UL 94V–0
  *Processing Temp. = 210°C for 5 Secs.
- N = Nylon 6–T
  Processing Temp. = 260°C for 10 Secs.

*Indicated Temperature and time is for component Insulator. Higher processing temperaures may be used, provided heat is applied from back side of PCB, and Insulator does not exceed indicated temperature and time.

SPECIFICATIONS

Current Rating:	1 Amps
Insulator resistance:	5000 Megohms min.
Contact resistance:	20 m ohms max.
Dielectric withstanding:	AC 500 V
Operating Temperature:	–40°C to +105°C
Contact Material:	Brass
Contact Finish:	Gold Flash Overall

ROHS COMPLIANT

Sullins Electronics
San Marcos, CA
www.SullinsElectronics.com

GENERAL TOLERANCE	
XX. ±	XXX. ±
X. ± 0.20	.XXX ±
.X ± 0.10	X.° ±
.XX ± 0.05	.X° ±

SCALE NTS	DRAWN TT	DATE 7/21/2005	DWG. NO. 10531	TITLE 2mm MALE HEADER SINGLE ROW	REV. B
UNIT MM	CHECK	DATE	PARTS NO. xRPNxx1PAEN-RC		SHEET 1/1
SIZE	APPROVE	DATE			